

Burlington **V**Test General English

Candidate's Guide



Burlington **V**Test

General English

Candidate's Guide

All details are correct at the time of going to print.

This Guide may be subject to periodic revisions and updates for the purpose of improving its content and accuracy. These revisions may occur without prior notice. Please make sure that you use the most updated version.



© Burlington VTest 2024

IH-018-649_3/24

All rights reserved by Burlington Group.

VTest logos are registered trademarks belonging to the Burlington Group.

www.VTest.com • info@VTest.com

Table of Contents

General Information	4
What is Burlington VTest?	4
How do the VTest General English exams work?	4
Choose your VTest exam	5
Prepare for your VTest exam	5
Book your test	5
Before the Test	6
Setting up your environment	6
Technical requirements	6
Device and browser	6
One screen	6
Test structure	6
Timing	7
Question types and tips	7
Test Day	14
Personal secure code	14
Secure code requiring user registration	14
Logging in to your exam	14
Standard vs. Online Proctored test-taking	14
Identity verification	15
After the Test	17
Receiving your VTest score report and certificate	17
Viewing your VTest score report and certificate	17
Understanding your VTest scores	17
Validity	17
Retaking	17
Rescoring and Appeals	17
Sharing your results	18
VTest for All	19
People with disabilities	19
Contact and support	19
Privacy policy	19
GDPR at VTest	20
Candidate's rights and responsibilities	20
'Can do' statements	21

General Information

What is Burlington VTest?

Burlington VTest offers summative and diagnostic assessment of English language ability in all four skills – Listening, Reading, Speaking, and Writing.

It accurately assesses a candidate's language proficiency across the internationally recognized Common European Framework for Reference for Languages (CEFR) levels.

VTest is the assessment division of the Burlington Group, a leading organization specializing in English language learning and assessment. VTest benefits from the Burlington Group's 40 years of expertise in language teaching, learning, assessment, teacher training, and educational research around the world. Burlington's mission is to empower people to communicate effectively and confidently in English, enabling them to reach their full potential in both their personal and professional lives. With its presence in 30+ countries around the world, Burlington has upskilled over 100,000 educators, and impacted more than 3.5 million learners worldwide.

Burlington VTest is a full member of the Association of Test Publishers (ATP), and an institutional member of the International Language Testing Association (ILTA).

How do the VTest General English exams work?

VTest General English exams can be taken to measure language proficiency in all four language skills or a combination of skills. It is a multistage, adaptive test designed to measure language proficiency.

The test progresses through increasingly more difficult stages and ends when candidates have reached their maximum level of ability. It is not a pass or fail test, and there is no penalty for wrong answers.

We accommodate the various special needs of candidates. Information about this is provided in the "VTest for All" section of this guide.

The purpose of this guide is to help you prepare for the VTest General English exams. An overview of each component is provided, followed by detailed descriptions and advice on how to prepare to perform your best. This document and all VTest protocols, procedures, and instructions are regularly reviewed and updated to address current and emerging needs and challenges. Please make sure you consult the latest version.

Choose your VTest exam

VTest offers different variations of tests to accommodate different testing needs.

Feature	Standard Test	Online Proctoring	Test Center Delivery
4 Skills	✓	✓	✓
Combination of skills	✓	✓	✓
Proctoring	✗	✓	✓
Security protocol (ID verification, photo, candidate screening, and human review)	✗	✓	✓
In-person testing with trained proctors	✗	✗	✓
Video and writing interview with customized questions	Optional	Optional	Optional
Globally available	✓	✓	Verified Test Centers
Can be taken on any device including computers, tablets, and smartphones	✓	✓	✓
Appointment needed	✗	✗	✗
Scoring delivery	Instant*	Instant*	Instant*
Online score verification	✓	✓	✓

* Results are instantly delivered if no suspicious activity is detected for an online proctored exam. If suspicious activity is detected, the exam is reviewed by a supervisor. In this case, results are delivered no later than 48 hours after completion of the exam.

Prepare for your VTest exam

Visit our website to take the Discovery Test, acquaint yourself with the test-taking process, and get advice on how the questions work and how to best answer them.

Please note: Practice exams are useful, but do not guarantee success on the actual exam. To truly master a language, you need to actively work on your language skills in various contexts. Building a well-rounded set of language skills not only improves your exam performance, but also enhances your ability to communicate effectively in real-life situations.

Book your test

The test can be taken anywhere, anytime, on any device. Contact your local test center or VTest through the link: www.vtest.com/contact-us/.

For a full list of terms and conditions, please go to: www.VTest.com/general-terms-and-conditions/.

Before the Test

Setting up your environment

It is important to create the right environment to ensure you perform your best on the exam.

Make sure you have:

1. access to a quiet, distraction-free environment, with no other people present.
2. up to 120 minutes of free time. (Testing time ranges from 15-120 minutes depending on the test and your level.)

Technical requirements

Ensure that your computer, internet connection, and any required software or browsers meet the technical requirements.

Make sure you have:

1. a high-quality and reliable internet connection or 4G cellular connection, if using a smartphone.
2. a device with a front-facing camera, microphone, and speakers.
3. tested your camera and microphone. Camera and microphone settings are dependent on the device and web browser that you are using for the exam.

It is very important to ensure that your camera and microphone settings are set properly prior to taking the exam.

Device and browser

The VTest platform is available on:

- Windows: Chrome, Edge, and Firefox version 75.0 and above
- Linux: Chrome, Firefox version 75.0 and above
- Android: Chrome version 108.0 and above
- macOS: Chrome version 108.0 and above, Firefox version 75.0
- iOS: Safari version 15.0 and above
- Chromium OS: Chrome
- Chrome OS: Chrome

One screen

To take any VTest exam, you must have a device with only one screen. Multiple screens are not allowed.

Test structure

It is important to understand the format of the exam you are going to take. Questions in the Listening, Reading, and Speaking sections of the exam will depend upon your level of English as determined by the adaptive nature of the test. The prompt in the Writing section will be based upon the level determined by your performance in all of the previous sections. To learn more, visit: www.vtest.com/vtest-general-english/.

Timing

Different question types have different time limits. Complete each question within the specified time limit. Time management is crucial to answering all questions. To help you manage your time, the color of the progress bar will change from yellow to blue 5 seconds before the time is up.

Question types and tips

The 4 Skills exam begins with a combined Listening and Reading section assessing your Listening and Reading skills, which varies in length depending upon your level of English as determined by the adaptive nature of the test. It is followed by the Speaking section, which includes three types of exercises. The exam ends with the Writing section, where you are asked to answer one question.

Screenshots and descriptions below are for informational use only. Please take the Discovery Test in order to get a better understanding of the test structure and content.

Listening and Reading Tasks

Read and answer

This task type requires you to read a text and answer the questions.

For this question, you will need to select the correct answer based on information in the text.

You will have between 45-120 seconds to read the text and between 45-75 seconds to select the right answer.

Burlington VTest

Read the text and select the correct answer based on the information in the text. 00:41

Hey, Lionel.
How are you?
I'm going to the Bluewater shopping centre this afternoon. The sales start today. I want to buy some new shoes.
Do you want to come with me? We can go for a coffee afterwards.
If you do, can you phone me before midday?
Bethany

Question 1 / 3:

- Bethany isn't going to the sales today.
- Bethany doesn't know about the sales.
- Bethany is already at the sales.
- Bethany tells Lionel about the sales.

NEXT

Technical support © VTest 2023
Privacy Policy Powered by Burlington
VTest

Listen and answer

This task type requires you to listen and answer the questions.

For this question, you will need to listen to the audio passage and choose the correct option.

You will have between 45-60 seconds to listen and between 45-60 seconds to answer.

You can replay the statement as many times as you want by clicking on the 'Play' button.

Burlington VTest

Please listen to the audio extract and then answer the 3 related questions. 00:36

Play audio

Question 1 / 3:

Play audio

- Louis is watching a video about how to conduct a job interview.
- Louis is helping Tricia prepare for a job interview.
- Louis is asking Tricia to help him prepare for his job interview.
- Louis is watching a video about how to do well in a job interview.

NEXT

Technical support © VTest 2023 Privacy Policy Powered by Burlington **VTest**

Listen and choose the correct answer

This task type requires you to listen and select the correct answer.

For this question, you will need to listen to the audio passage and choose the correct option.

You will have between 40-75 seconds to select the right answer.

Burlington VTest

Listen to the passage and select the correct answer. 01:22

Play audio

- They want tickets for the concert.
- There are nine tickets for the concert left.
- They have some tickets for the concert.
- There aren't any tickets left for the concert.

NEXT

Technical support © VTest 2023 Privacy Policy Powered by Burlington **VTest**

Multiple choice

This task type requires you to read and select the correct answer.

For this question, you will need to select the correct option.

You will have 30 seconds to select the right answer.

The screenshot shows a VTest interface for a multiple choice question. At the top left is the Burlington VTest logo. Below it, the instruction reads "Select the correct answer." with a timer showing 00:28. A progress bar is partially filled. The question text is "There are _____ mistakes in the document." Below this are four radio button options: "any", "some", "an", and "a". A "NEXT" button is located at the bottom right of the question area. At the bottom of the interface, there is a "Technical support" link, a copyright notice "© VTest 2023 Privacy Policy", and the "Powered by Burlington VTest" logo.

Fill in the blank

This task type requires you to listen and write the answer.

For this question, you will need to listen to the audio passage and type your response.

You will have 75 seconds to type the answer.

The screenshot shows a VTest interface for a fill in the blank question. At the top left is the Burlington VTest logo. Below it, the instruction reads "Listen to the passage and type the answer in the input field below." with a timer showing 01:03. A progress bar is partially filled. There is a "Play audio" button with a play icon. The question text is "The repairs will cost \$ _____." Below this is a text input field with the placeholder text "Write your answer here". A "NEXT" button is located at the bottom right of the question area. At the bottom of the interface, there is a "Technical support" link, a copyright notice "© VTest 2023 Privacy Policy", and the "Powered by Burlington VTest" logo.

Tips for the Listening and Reading exams:

- Read the question and answer choices carefully.
- Be sure to answer before the timer gets to 0.
- It is better to guess than not to answer.
- Listen to the audio carefully. When given the option, you can replay the audio if there is time remaining on the timer.
- Eliminate any choices that you know are wrong, and select the best choice from what remains.

Speaking Tasks

Reading fluency

This task type requires you to read the text aloud.

For this question, you will need to click 'Start' and read the statement aloud into the microphone as best you can.

You will have 60 seconds to read.

The icon on the bottom will turn red once you click 'Start' to record yourself.

The screenshot shows the VTest interface for a speaking activity. At the top left is the Burlington VTest logo. Below it, the text reads "Speaking activity 1/13" and "Press the 'Start' button and read the following statement into your microphone." A timer in the top right corner shows "01:29". A yellow progress bar is visible. In the center, there is a circular icon of a person at a computer. To the right of the icon, the text says: "Sunnyside Pool is the perfect place for your children to learn to swim. They'll make new friends and learn a new skill or get better at what they already know. Kids learn quickly and you'll be surprised at how quickly they improve. Leave your kids in the hands of our fun and safe swimming instructors and you and your children will have a great time." At the bottom left, there is a microphone icon that is currently blue. At the bottom right, there is a timer showing "0:01 / 1:30" and a "NEXT" button. The footer contains "Technical support", "© VTest 2023 Privacy Policy", and the "Powered by Burlington VTest" logo.

Listen and repeat

This task type requires you to listen and repeat what is said.

For this question, you will need to listen to the audio passage and repeat it aloud into your microphone.

You will have 15 seconds to speak.

The icon on the bottom will turn red once you click 'Start' to record yourself.

The screenshot shows the VTest interface for a speaking activity. At the top left is the Burlington VTest logo. Below it, the text reads "Speaking activity 4/13" and "Click 'Play' button and listen. Then click 'Start' button and repeat." A timer in the top right corner shows "00:38". A yellow progress bar is visible. In the center, there is a "Play audio" button with a play icon. At the bottom left, there is a microphone icon that is currently blue. At the bottom right, there is a "START" button. The footer contains "Technical support", "© VTest 2023 Privacy Policy", and the "Powered by Burlington VTest" logo.

Speaking proficiency

This task type requires you to read and answer the question.

For this question, you will need to read the prompt and provide an oral response.


You will have between 40-60 seconds to prepare and between 45-90 seconds to speak for each question.


The 'Start' button will give you a warning at 5 seconds to indicate that you need to speak. The icon on the bottom will turn red once you click 'Start' to record yourself.

Burlington
VTest

Speaking activity 10/13
Read the prompt below. You have 1:00 minute(s) to prepare your answer.
Please click 'Start' and speak at least 1:00 minute(s) on the topic below.

00:57

 What does it mean to be a "professional" at something? Explain your view in as much detail as you can.

 **START**

Technical support © VTest 2023 Privacy Policy Powered by Burlington **VTest**

Tips for the Speaking exam:

- Practice reading the text aloud once before you click 'Start' so that you are familiar with what you will say.
- Read the text at a normal speed – not too fast and not too slow.
- If you make a mistake, do not start over from the beginning. Continue reading from where you made your mistake.
- If you are unfamiliar with a word, do your best to sound it out and keep going.
- Do not change any words.
- It is better to say something than nothing at all.
- Be sure to speak for the full amount of time you are given.
- Keep track of your speaking time by watching the timer.

Video and Writing Interview: Optional Task

At the end of your VTest exam, you may be asked to take our Video & Writing Interview, at the request of your test center, institution, or employer.

The interview is composed of one video section and one written section. It will not be graded by VTest and has no effect on your CEFR score.

The questions will be set, and your answers will be reviewed by your test center. VTest has no responsibility over these questions and does not represent or endorse the accuracy or reliability of any opinion, statement, or other information expressed in the interview questions. VTest assumes no liability or responsibility for any errors or omissions in the content of the interview questions.

You may have access to your answers through your results platform at your test center's discretion.

Test Day

On the day of your test:

- Check the emails you received about VTest and have your personal access code ready.
- Close all browser windows.
- Open the VTest exam platform.
- If you are taking the test on your own device, make sure it is fully charged or connected to a power source to avoid battery drainage during the test.

Personal secure code

In order to access VTest exams and results, a secure code is required. When you receive an invitation to a VTest exam, you will be provided with a secure code. Please make sure to have this secure code on hand before taking the exam. One unique code is created per exam and per candidate. You cannot use another candidate's code in order to access your exam.

You are responsible for maintaining the confidentiality and security of your code and account information, and for any and all activity that occurs under your account. Make sure you notify VTest immediately upon learning of any unauthorized use of your secure code or any other unauthorized access or breach of security.

Secure code requiring user registration

In some cases, the test center may send you a code directly. In this case, you will be asked to fill in your personal information if your test center has not already done so for you.

Logging in to your exam

1. Go to <https://candidate.VTest.com/>.
2. Select your native language in the drop-down menu.
3. Click the 'Start' button.
4. Enter your personal secure code.
5. Click the 'Next' button.

Standard vs. Online Proctored test-taking

VTest can be taken under a standard delivery mode or under an online proctoring mode. The VTest online proctoring mode combines AI and human-based security protocols as an extra measure to protect the integrity of the test. Make sure you check in advance if you are taking a VTest under Online Proctoring.

Standard test

Your exam will begin in full screen. Complete the test to the best of your ability. You must respond to each question by either clicking, typing, or speaking aloud based on the requirements of each task.

If, during the session, you need help or guidance, you can click the "Technical support link" and fill in the form -> www.VTest.com/support-form/. Our support team will evaluate the request and get back to you or your test center with instructions.

Online Proctored test

When taking a VTest under online proctoring, make sure:

- your device has a working front-facing camera that is turned on and uncovered.
- you have a valid, non-expired passport or national ID card to present and photograph during the test check-in process. The name on your ID must match your test booking information.
- to complete the data privacy consent forms during the test check-in process.

Identity verification

To confirm your identity when taking an online proctored test, VTest requires a photo of yourself and of your official ID.

- Candidate Photo:** When taking your photo, make sure your face is centered within the provided photo frame.
- Official Identification Photo:** When asked to take a photo of your ID, make sure to hold it up to the camera and to place it within the provided photo frame. Make sure your name, date of birth, nationality, country, and ID number are all legible. The photo should only show your ID, not yourself or the room.

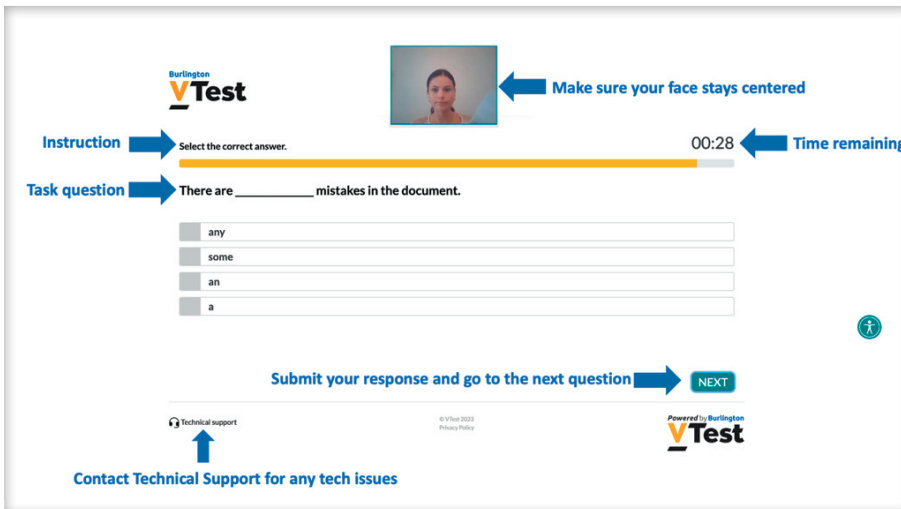
The online proctored sessions are reviewed against a set of criteria and the validity of any flagged sessions are determined based on the available evidence.

There are special requirements that need to be met to in order for your exam results to be delivered. If you do not strictly adhere to these requirements, your exam may be cancelled.

VTest proctored exam requirements:

- Keep your face within the camera's field of vision for the entire duration of your exam.
- Do not exit full-screen mode, record, copy, paste, or open another application during the exam.
- Do not exit full-screen mode. If you exit the full-screen mode more than 3 times, your test will be blocked. Note that when you log back into your test, the questions will have changed.
- Do not use any external support.
- No one else should be in the room with you while you are taking the exam.
- Only speak when required.
- Your camera and microphone must be on at all times.
- Do not use an additional screen (only one screen is allowed).

Below is an image of what your screen will look like when you take your online proctored VTest exam.



Whether you take a standard version of VTest or a proctored one, you need to follow VTest’s requirements. For a full list of test security requirements and the ‘Candidate’s rights and responsibilities’ below, refer to our “Terms and Conditions” at www.VTest.com/general-terms-and-conditions/.

After the Test

Receiving your VTest score report and certificate

VTest provides automated scoring for all exams. Results and certificates are available as soon as 15 minutes after taking the test. Once your score is ready, you will receive an email to inform you that your results are available on the VTest results platform.

There are certain situations in which the delivery of the results may take up to 48 hours. If suspicious activities are detected during the exam, that would require a supervisor to review the exam and make sure that all VTest online proctoring requirements were followed. In addition, there are some test sessions that might require additional review.

Viewing your VTest score report and certificate

To log in, use the same personal secure code you used when logging in for the exam. You can also follow up the status of your exam in the same interface.

Some test centers or customers that ordered the exams may ask VTest not to distribute results and certificates automatically. In that case, you will not be able to access your results on the VTest results platform; the test center or customer will provide you with the results directly.

Understanding your VTest scores

Scores are reported on a 10-level CEFR scale from A1 to C2. The general CEFR level is a combination of the different skills of the test: Listening, Reading, Speaking, and Writing.

VTest provides CEFR descriptors ('Can Do' Statements) and scores on in-practice skills: Conversation and Expression.

Validity

VTest score reports and certificates do not have an official expiration date; however, it is recommended to use scores that are no older than two years for the most accurate representation of your current language proficiency.

Retaking

You can retake the exam as soon as your results are released. There are no restrictions on how many times you can book the test. However, we advise that you consult with a teacher or teaching practitioner to develop a comprehensive study plan which will enable you to achieve a better result.

Rescoring and Appeals

At VTest, we work hard to ensure that scoring is accurate and reliable, and that we communicate the results of our examinations to our score-users promptly and clearly.

If you are not satisfied with your score, you can submit an appeal against your results and ask for a rescore at a fee, through our website: www.VTest.com. Appeal forms must be submitted no later than 5 working days after the release of the results.

Sharing your results

In addition to your detailed results and feedback on the results platform, VTest also provides you with two Official Result documents: the Official Test Report and the Official Certificate of Achievement.

The **Official Test Report** can be shared with institutions as proof of your English proficiency level.

The **Official Certificate of Achievement** is the official proof of your achievement.

If you wish to share your results with a third party (university, employer, etc.), please send them your personal secure code and the link to the following page: www.app.VTest.com/results/.

The test results verification platform allows candidates and third parties to access or verify final scores, official reports, and review the Video & Writing Interview.

VTest for All

VTest is committed to providing equal opportunities for all people. We do not discriminate on the basis of race, color, gender, sexual orientation, age, religion, national origin, or physical disability.

People with disabilities

Accessibility is at the very heart of VTest's priorities. At VTest we take inclusivity very seriously, and we have created a multimodal tool which supports our candidates' needs for special accommodations. Our accessibility technology helps those with visual impairments, dyslexia, and auditory challenges. The solution is embedded in our testing platforms.

If you need a specific exam environment, ask your test center to provide you with available options. It can take up to 2 weeks to provide the candidate with the appropriate solution.

Contact and support

We are always happy to support you to ensure that you feel ready to take your VTest exam. If you have any additional questions:

- Visit our website: www.vtest.com
- Contact our Support Team: support@vtest.com
- Read our Frequently Asked Questions: www.vtest.com/faq

When contacting your test center or VTest about an issue, make sure to include your secure code.

Privacy policy

1. VTest complies with the confidentiality standards relating to the European data protection law entitled General Data Protection Regulation (GDPR).
2. VTest understands the importance of providing its users with an environment where they feel safe. VTest policies on user data protection adhere to the highest requirements of European law.
3. You have the right to request access to your personal data. You also have the right to rectify or erase (in certain circumstances) your personal data; restrict or object to the processing of your personal data; and receive (under certain conditions) your personal data so that you can use it elsewhere.
4. Read more about our privacy policy here: www.vtest.com/privacy-policy/.

GDPR at VTest

1. VTest provides candidates online access to a portfolio of exams in a secure environment. As part of its activities and to ensure the absence of fraud during the tests, VTest must process sensitive data within the meaning of the GDPR.
2. VTest makes every effort to ensure its compliance with the GDPR and to ensure respect for the rights and freedoms of data subjects. Thus, if there is no suspicion of fraud, the sensitive data is destroyed within 48 hours after the delivery of the result. This period is increased to 6 months in case of suspicion of fraud. Furthermore, to avoid any risk of security breach, VTest does not share this data with anyone, not even with test centers and accredited partners.
3. The processing of your exam data, as well as your sensitive data, is necessary for the performance of the service. Concerning your sensitive data, its processing is conditioned by your explicit consent.

Candidate's rights and responsibilities

As a VTest candidate, you have the right to:

1. be informed of your rights and responsibilities, be given clear and concise information, and to approach our exams confidently and with clarity.
2. be treated with respect, fairness, and impartiality.
3. be tested with measures that meet professional standards.
4. inquire about and receive testing accommodations for disabilities.
5. know the test administration schedule, results availability, and any associated fees.
6. receive test results in a reasonable amount of time and in easily understandable terms.

As a VTest candidate, you must:

1. keep your login credentials and access code secure and do not share them with anyone else.
2. maintain academic integrity and not engage in any form of cheating, plagiarism, or unauthorized collaboration. This includes copying from others, using external sources not permitted, or seeking assistance from others during the test. The use of dictionaries, reference materials, scratch paper, etc., is prohibited.
3. not collaborate with others. Submit your own work and not responses or answers that were completed by someone else.
4. not use unauthorized materials. This includes access to websites, search engines, or online resources during the test.
5. not plagiarize, cheat, or copy answers from other sources, including the internet, books, or other candidates.
6. not use multiple devices or have unauthorized software running while taking the test.
7. not leave the camera view when you take a proctored exam.
8. not record, share, or disseminate any test content, questions, or materials with others, as this may violate copyright and confidentiality agreements.
9. not engage in misconduct, including attempting to hack, manipulate, or compromise the test platform or security measures.

- not disrupt the test environment, including causing disturbances, using offensive language, or engaging in any behavior that violates test center rules or online test etiquette.

It's essential for candidates to adhere to these rules to ensure the fairness and integrity of the testing process. Violating these rules can result in consequences such as test invalidation, score cancellation, and even potential legal actions, depending on the severity of the violation and VTest's policies.

'Can do' statements

CEFR	When ...			
	Listening	Reading	Speaking	Writing
... learners can				
A1	<ul style="list-style-type: none"> recognize concrete information (e.g., places and times) on familiar topics encountered in everyday life, provided it is delivered slowly and clearly. 	<ul style="list-style-type: none"> understand very short, simple texts a single phrase at a time, picking up familiar names, words, and basic phrases, and rereading as required. 	<ul style="list-style-type: none"> correctly reproduce a limited range of sounds as well as the stress on simple, familiar words and phrases, though some effort is required of the listener. Hesitation, repetition, or pauses have a negative effect on the listener's experience. 	<ul style="list-style-type: none"> give information about matters of personal relevance (e.g., likes and dislikes, family, interests) using simple words and basic expressions. produce simple isolated phrases and sentences.
A2.1-A2.2	<ul style="list-style-type: none"> understand phrases and expressions related to areas of most immediate priority (e.g., very basic personal and family information, shopping, local geography, employment), provided people articulate clearly and slowly. 	<ul style="list-style-type: none"> understand the main points of short texts dealing with everyday topics (e.g., lifestyle, hobbies, sports, weather). identify specific information in simpler material they encounter, such as letters, brochures, and short news articles describing events. 	<ul style="list-style-type: none"> produce speech that is generally intelligible when communicating in simple everyday situations, and provided the listener makes an effort to understand specific sounds. Hesitation, repetition, or pauses may have a negative effect on the listener's experience. 	<ul style="list-style-type: none"> produce a series of simple phrases and sentences linked with simple connectors, like "and," "but," and "because."
B1.1-B1.2	<ul style="list-style-type: none"> understand straightforward factual information about common everyday or job-related topics, made in clear standard language, identifying both general messages and specific details. 	<ul style="list-style-type: none"> understand most factual information in straightforward texts on familiar subjects of interest. identify the main conclusions in clearly signaled argumentative texts. 	<ul style="list-style-type: none"> produce speech that is intelligible despite a strong influence on stress, intonation, or rhythm from other languages spoken, or regular mispronunciation of less familiar individual sounds and words. Hesitation, repetition, or pauses may be evidenced, but do not affect the listener's experience. 	<ul style="list-style-type: none"> produce straightforward connected texts on a range of familiar subjects within their field of interest, by linking a series of shorter discrete elements into a linear sequence.

CEFR	When ...			
	Listening	Reading	Speaking	Writing
... learners can				
B2.1–B2.2	<ul style="list-style-type: none"> understand the main ideas of propositionally and linguistically complex discourse on both concrete and abstract topics, delivered in standard language, provided the topic is reasonably familiar, and the direction of the argument is signposted by explicit markers. 	<ul style="list-style-type: none"> read with a large degree of independence, adapting style and speed of reading to different texts and purposes. recognize when a text provides factual information and when it seeks to convince readers of something. 	<ul style="list-style-type: none"> generally use appropriate intonation, place stress correctly, and articulate individual sounds clearly, though with some influence from other languages spoken. Hesitation, repetition, or pauses may be evidenced, but do not affect the listener's experience. 	<ul style="list-style-type: none"> produce clear, detailed texts on a variety of subjects related to their field of interest, synthesizing and evaluating information and arguments from a number of sources.
C1.1–C1.2	<ul style="list-style-type: none"> understand enough to follow extended discourse on abstract and complex topics even when relationships are not signaled explicitly. 	<ul style="list-style-type: none"> understand in detail a wide range of lengthy, complex texts likely to be encountered in social, professional, or academic life. identify finer points of detail including attitudes and opinions, whether implied or stated. 	<ul style="list-style-type: none"> produce smooth, intelligible speech, varying intonation and stress correctly with only occasional lapses. produce speech that is fluent and shows very little evidence of hesitation, repetition, or pauses. 	<ul style="list-style-type: none"> produce clear, well-structured, coherent texts, expanding and supporting points of view. employ more complex grammatical forms with control and flexibility, and demonstrate a range of vocabulary, including less common lexis.
C2	<ul style="list-style-type: none"> understand with ease virtually any kind of language, whether live or broadcast, delivered at fast natural speed. 	<ul style="list-style-type: none"> understand virtually all types of texts including abstract, structurally complex, or highly colloquial literary and non-literary writings, appreciating subtle distinctions of style, including both implicit and explicit meaning. 	<ul style="list-style-type: none"> produce speech with such a high level of control of individual sounds and prosodic features (stress, rhythm, and intonation) that the finer points of the message are clear and precise. Speech is fluent and there is very little evidence of hesitation, repetition, or pauses. 	<ul style="list-style-type: none"> produce clear, smoothly flowing, coherent texts that communicate complex ideas in an effective and engaging way. demonstrate flexible, sophisticated control of grammatical forms, and a precise use of a wide range of vocabulary.